



STERIFLOW
a division of Jordan Valve

3170 Wasson Road • Cincinnati, OH 45209 USA
Phone 513-533-5600 • Fax 513-871-0105
E-Mail: steriflow@richardsind.com • www.steriflowvalve.com

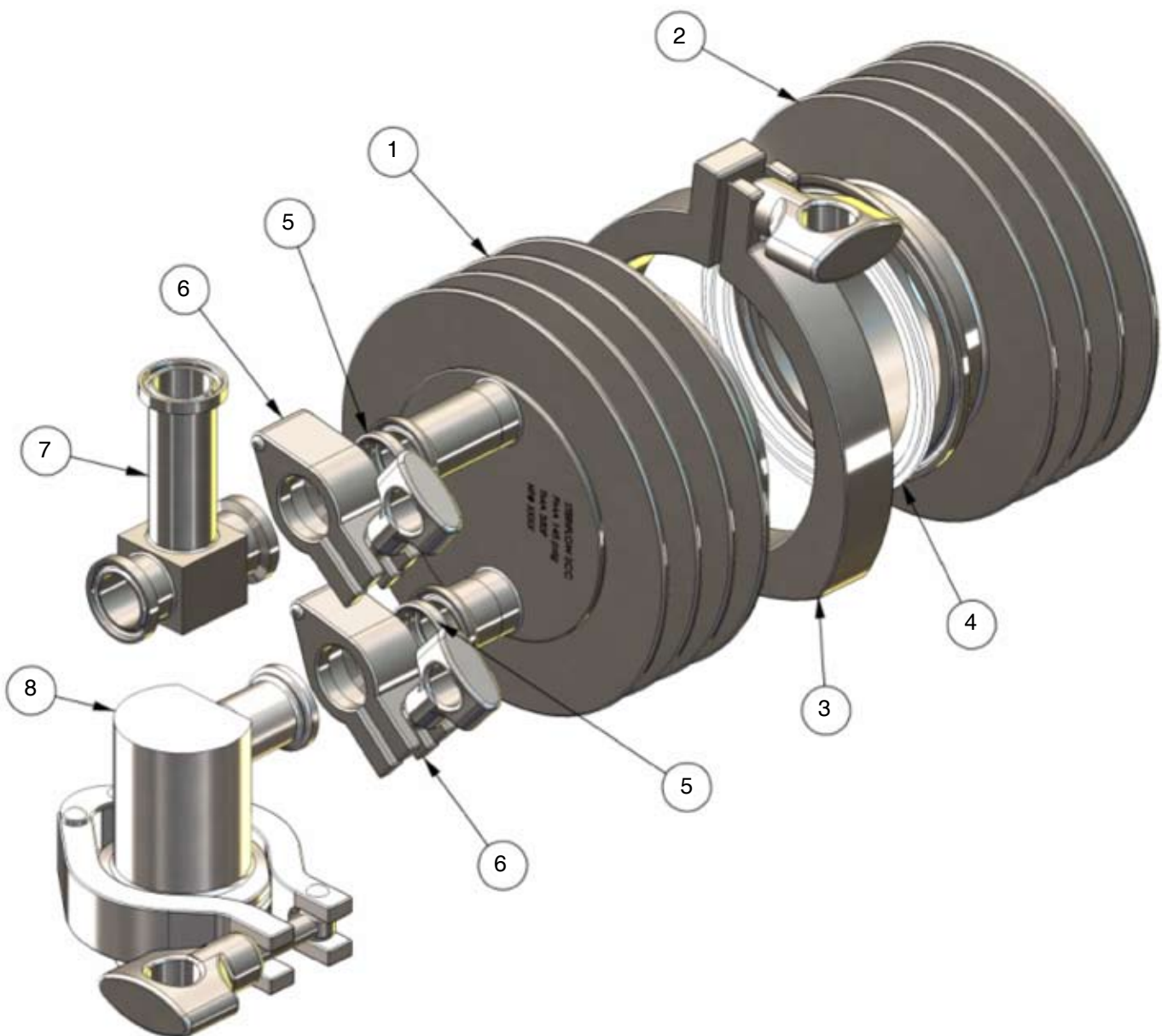
I & M SSC Series

*Installation & Maintenance Instructions for
SSC Series Sanitary Subcooled Condensers*

Please read these instructions carefully!

Your Steriflow product will provide you with long, trouble-free service if it is correctly installed and maintained. Spending a few minutes now reading these instructions can save hours of trouble and downtime later. When making repairs, use only genuine Steriflow Valve parts, available for immediate shipment from the factory.

Installation



Sanitary Subcooled Chamber

Chambers are shipped assembled with steam trap, temperature probe and ball valve if so specified on the order. No tools are needed for assembly.

1. Connect body inlet / outlet (1) to body end cap (2), or blind cap (not shown) if so ordered, using 3" sanitary gasket (4) and 3" clamp (3). For self-draining, longer SSC body inlet connection must be located above the shorter outlet connection.
2. Connect steam trap (8) to body (1) outlet using 3/4" gasket (5) and 3/4" clamp (6).
3. Connect sanitary inlet tee (7), if included with configuration ordered, using 3/4" gasket (5) and 3/4" clamp (6). Orient tee to desired position for temperature probe and connection to piping, see installation configuration drawings below.

Maintenance

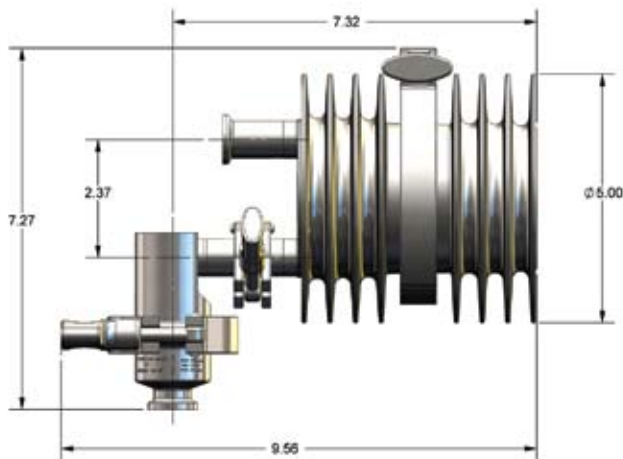
Caution: Make certain that there is no pressure in the chamber before loosening any clamps.

No regular maintenance is necessary. Remove 3" clamp (3) to gain full access to inside of chamber for inspection or cleaning. Inspect gaskets whenever joints are broken and replace if necessary.

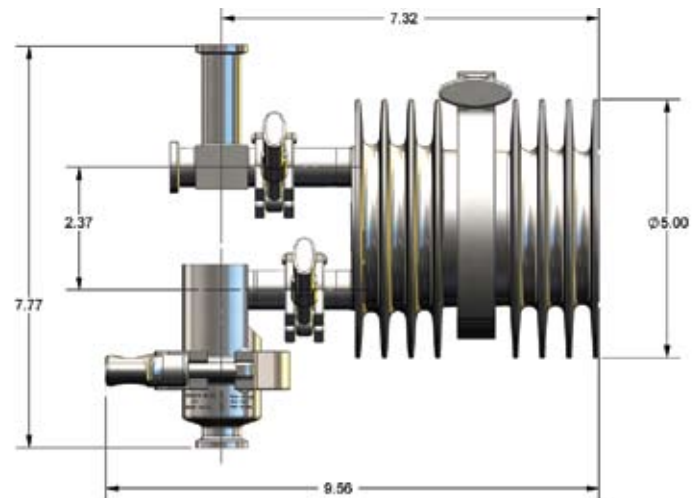
Dimensional Drawings of Possible Installation Configurations

Installation Configurations

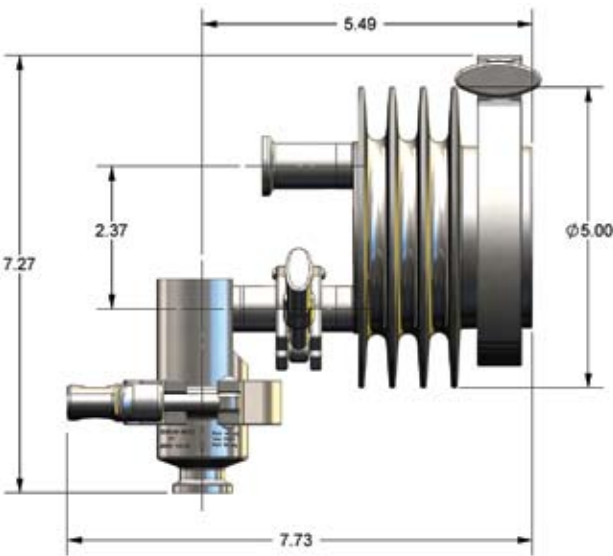
Horizontal Inlet, No Sensor, Two-body Segments, Model SSC-075-HN2...



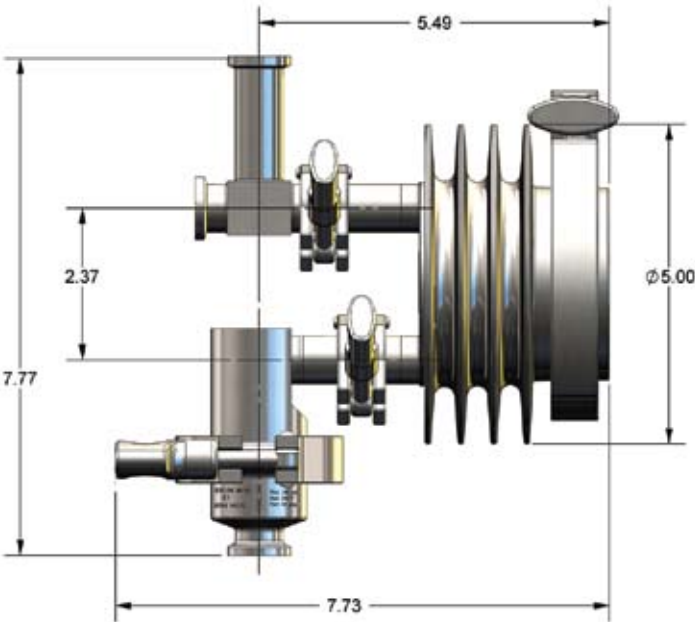
Horizontal Inlet, Sensor, Two-body Segments, Model SSC-075-HS2...



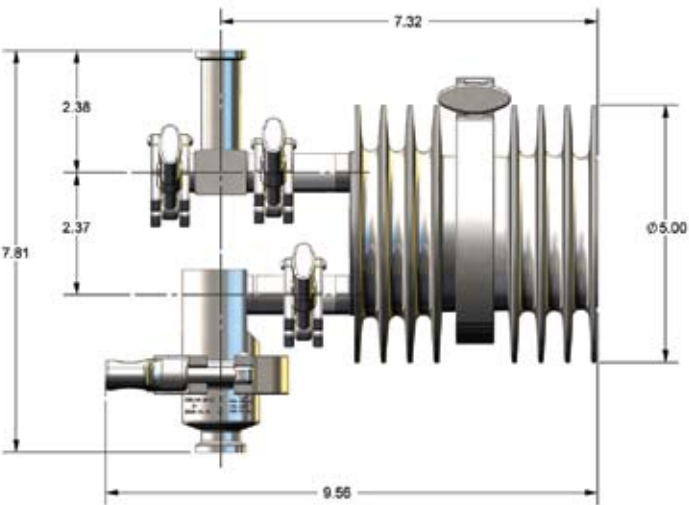
Horizontal Inlet, No Sensor, One-body Segment,
Model SSC-075-HN1...



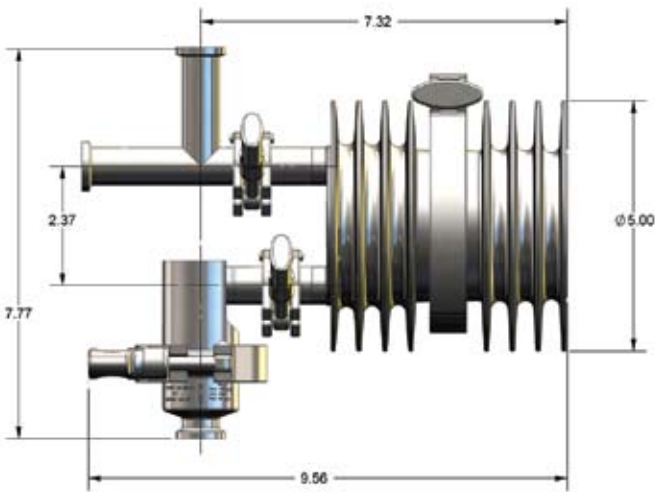
Horizontal Inlet, Sensor, One-body Segment,
Model SSC-075-HS1...



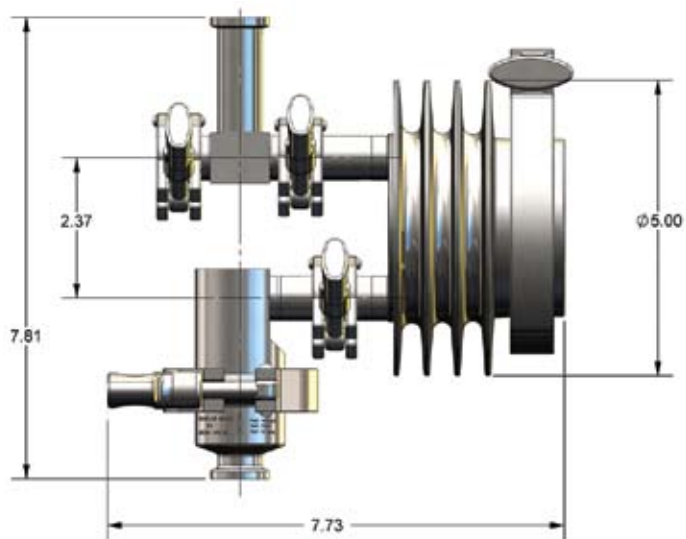
Vertical Inlet, No Sensor, Two-body Segments,
Model SSC-075-VN2...



Vertical Inlet, Sensor, Two-body Segments, Model
SSC-075-VS2...



Vertical Inlet, No Sensor, One-body Segment,
Model SSC-075-VN1...



Vertical Inlet, Sensor, One-body Segment, Model
SSC-075-VS1...

